

Technical Insight of KURARAY LIQUID RUBBER

Silane modified LBR for SBR / Silica formulation

Elastomer R&D Department
Elastomer Division

kuraray

Agenda

Our silane-modified LBR; GS-L-BR is the latest development of **KURARAY LIQUID RUBBER** grades.

- 1) Silane modified LBR (GS-L-BR)
- 2) Evaluation in SBR / Silica formulation
- 3) Hypothesis and how to improve Mechanical properties

Silane modified LBR (GS-L-BR-188)

Grade Name [Development Code]	Structure	Mw	Tg (°C)	Number of functional groups / chain	Viscosity at 38°C (Pa • s)
GS-L-BR-188 [SB-006]	Polybutadiene /Graft silane	38,000	-88	4	124




Image of GS-L-BR

- High reactivity with silica
- Improve silica dispersion
- Crosslinkable with base rubber

Agenda

- 1) Silane modified LBR (GS-L-BR)
- 2) Evaluation in SBR / Silica formulation
- 3) Hypothesis and how to improve Mechanical properties

Mechanical properties of GS-L-BR-188

*Precursor of GS-L-BR-188

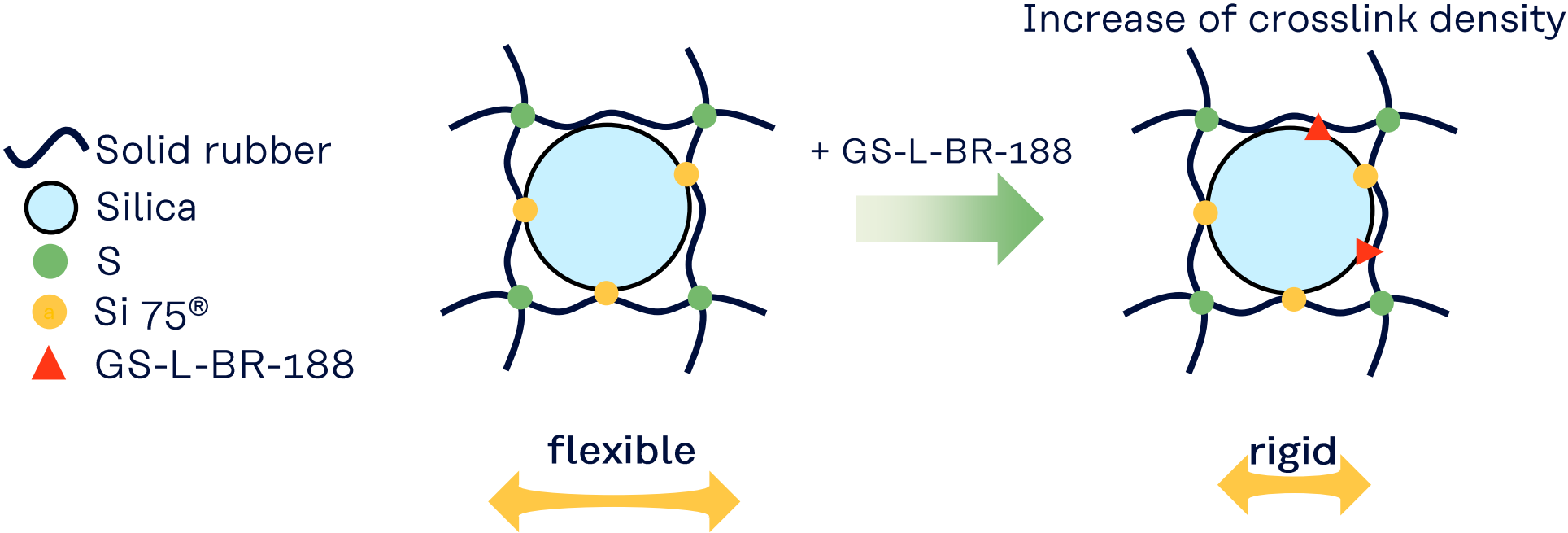
	Control	Formulation	
f-SSBR	80	80	80
BR	20	20	20
Silica	100	100	100
Si 75 [®]	8	8	8
TDAE	40	28	28
LBR*		12	
GS-L-BR-188			12
Mechanical Properties			
EB (%)	415	415	335
TB (MPa)	20.2	18.8	17.9
M100 (MPa)	2.26	2.01	2.37
M300 (MPa)	12.6	11.4	15.1

- GS-L-BR-188 decreases EB and TB.

Agenda

- 1) Silane modified LBR (GS-L-BR)
- 2) Evaluation in SBR / Silica formulation
- 3) Hypothesis and how to improve Mechanical properties

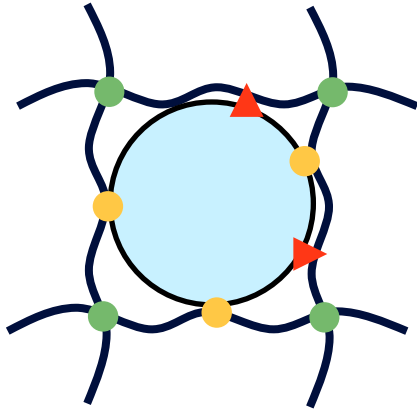
Hypothesis for Mechanical properties



	Control	LBR	GS-L-BR-188
Swell (index)	100	119	96
Crosslink density	—	Low	High

How to improve Mechanical properties

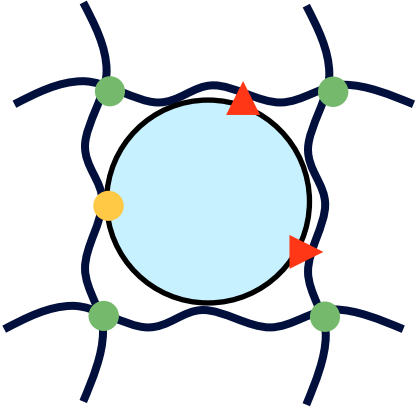
Increase of crosslink density



rigid



Control of crosslink density



flexible



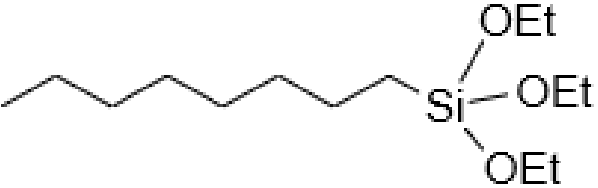
Decrease Si 75[®]



Replace Si 75[®] => Silquest[™] A-137



-  Solid rubber
-  Silica
-  S
-  Si 75[®]
-  GS-L-BR-188
-  Silquest[™] A-137



Silquest[™] A-137 (n-Octyltriethoxysilane)

Formulation & Mixing Conditions

No.	Control		Formulation	
	1	2	3	4*
f-SSBR	80	80	80	80
BR	20	20	20	20
Silica	100	100	100	100
Si 75®	8	8	4	4
Silquest™ A-137	—	—	—	4.6
TDAE	40	28	28	28
GS-L-BR-188	—	12	12	12
Chemicals	ZnO 3.0, Stearic acid 2.5, 6PPD 2.5, Wax 2.0			
Sulfur	S (oil extended) 1.9			
Accelerator	DPG 0.5, CBS 0.35, TBTD 1.5			

*Si(OEt)₃ amount of silane coupling agent in No. 4 is same as No. 2

Mixing Conditions		
NP1	sec	Banbury-type mixer*
	0	Solid rubber (60°C)
	20	Silica, SCA, TDAE, LR, Chemicals
	180	Sweep
	360	Dump out (150-160°C)
NP2		Banbury-type mixer*
	0	1 st mixed compound(90°C)
	240	Dump out (150-160°C)
FM		Banbury-type mixer*
	0	Compound, Sulfur, Accelerators (50°C)
	75	Dump out (90-100°C)

*MIXTRON® BB Mixer (by Kobe Steel, Ltd.)

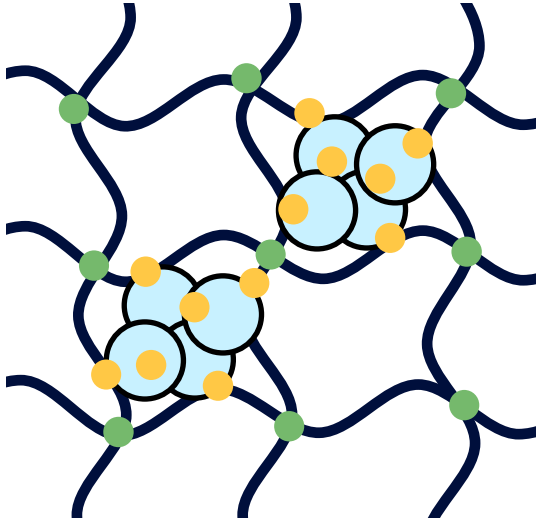
Summary of properties

No.			1	2	3	4
			Control	GS-L-BR-188	GS-L-BR-188 Half Si 75 [®]	GS-L-BR-188 Half Si 75 [®] +Silquest [™] A-137
Mooney Viscosity (ML1+4, @130°C)			40.3	45.2	59.0	42.7
Mechanical properties						
Hs	Type A		60	61	55	57
EB	(%)		415	335	395	405
TB	(MPa)		20.2	17.9	19	20.7
M100	(MPa)		2.26	2.87	2.09	2.24
M300	(MPa)		12.6	15.7	11.7	12.6
Tear strength	(kN/m)		47.0	46.5	44.4	50.1
DMA (Dynamic Mechanical Analysis)						
E'	0°C	(MPa)	9.43	8.16	7.3	6.88
	25°C	(MPa)	5.12	5.42	4.83	4.61
	60°C	(MPa)	3.73	4.18	3.75	3.63
tanδ	0°C	(-)	0.638	0.431	0.427	0.42
	25°C	(-)	0.298	0.216	0.207	0.203
	60°C	(-)	0.157	0.138	0.14	0.139
Payne effect (0.5%E'-5.0%E')	index		100	59	43	38
Friction coefficient on Wet @20°C	index		100	100	101	101
Swell	index		100	96	111	105

Silica dispersion and crosslink density

- Solid rubber
- Silica
- S
- Si75[®]

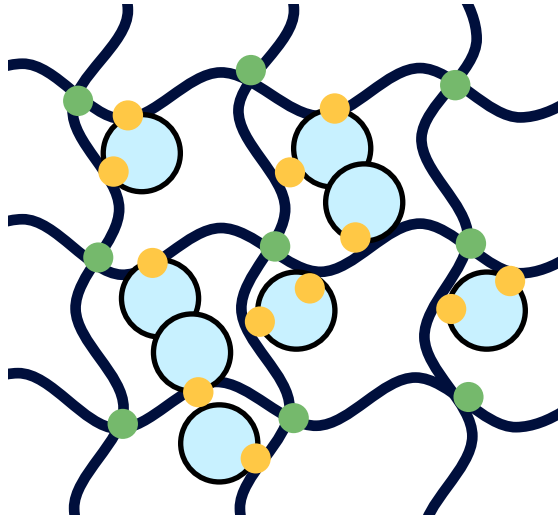
Half Si 75[®]



Silica dispersion
Crosslink density

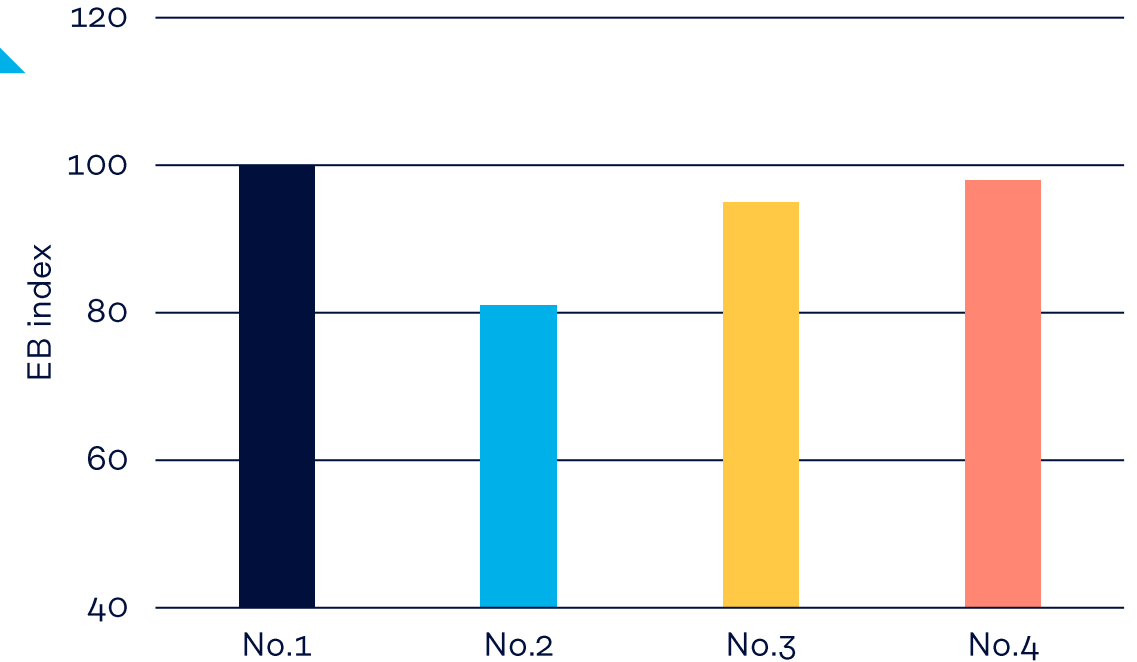
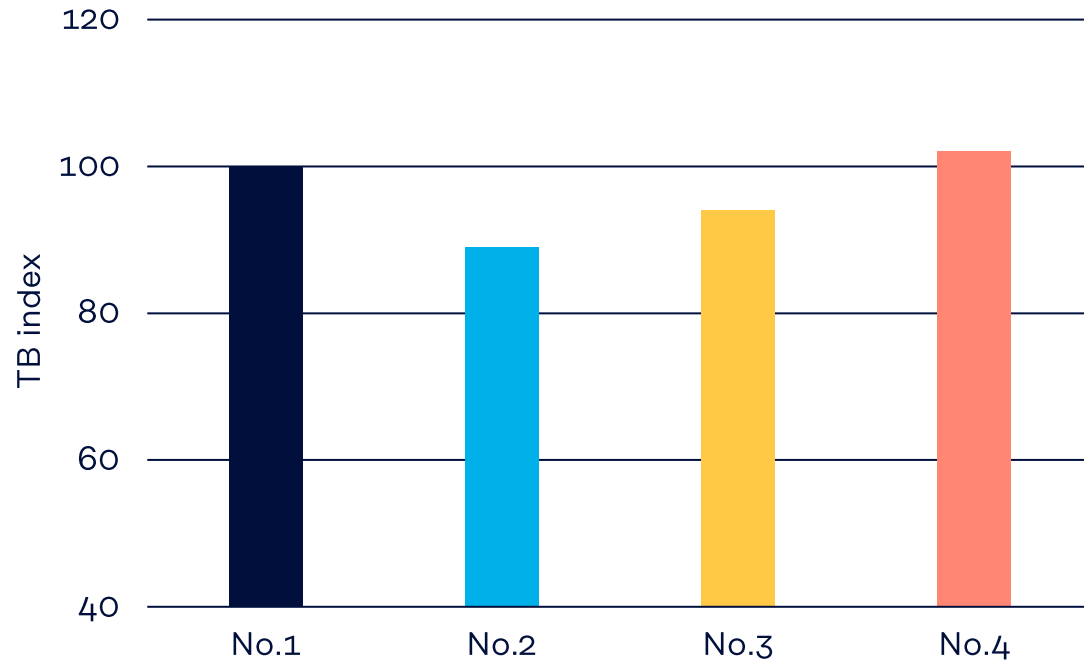
Bad
Low

Half Si 75[®] + Silquest[™] A-137



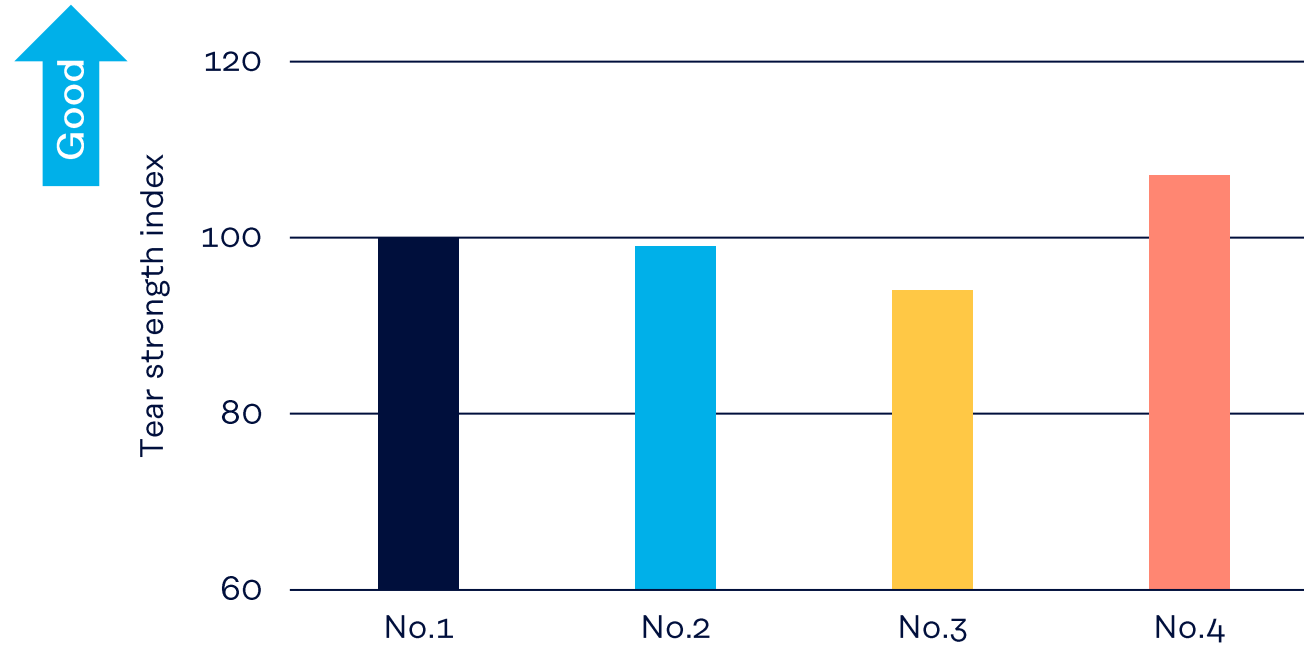
Good
High

Tensile Strength and Elongation at Break



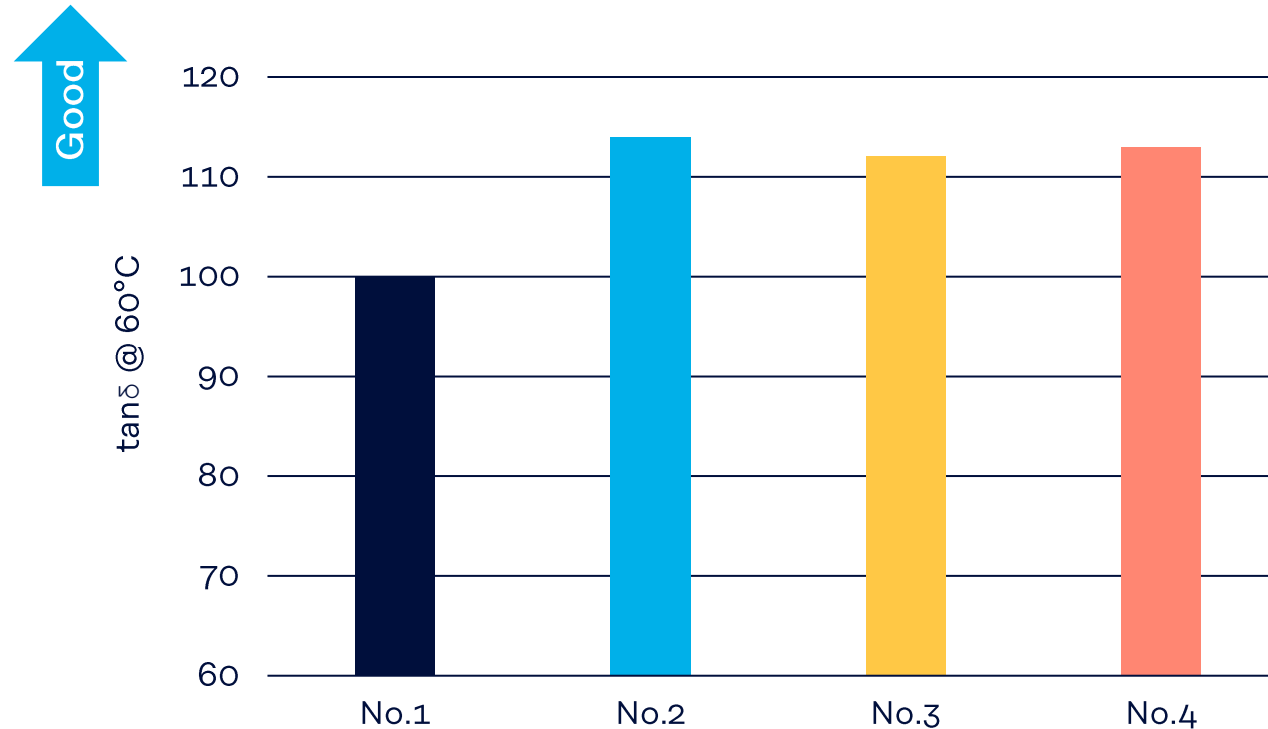
- Mechanical properties are improved by controlling crosslink density.

Tear Strength



- Tear strength is improved by controlling crosslink density.

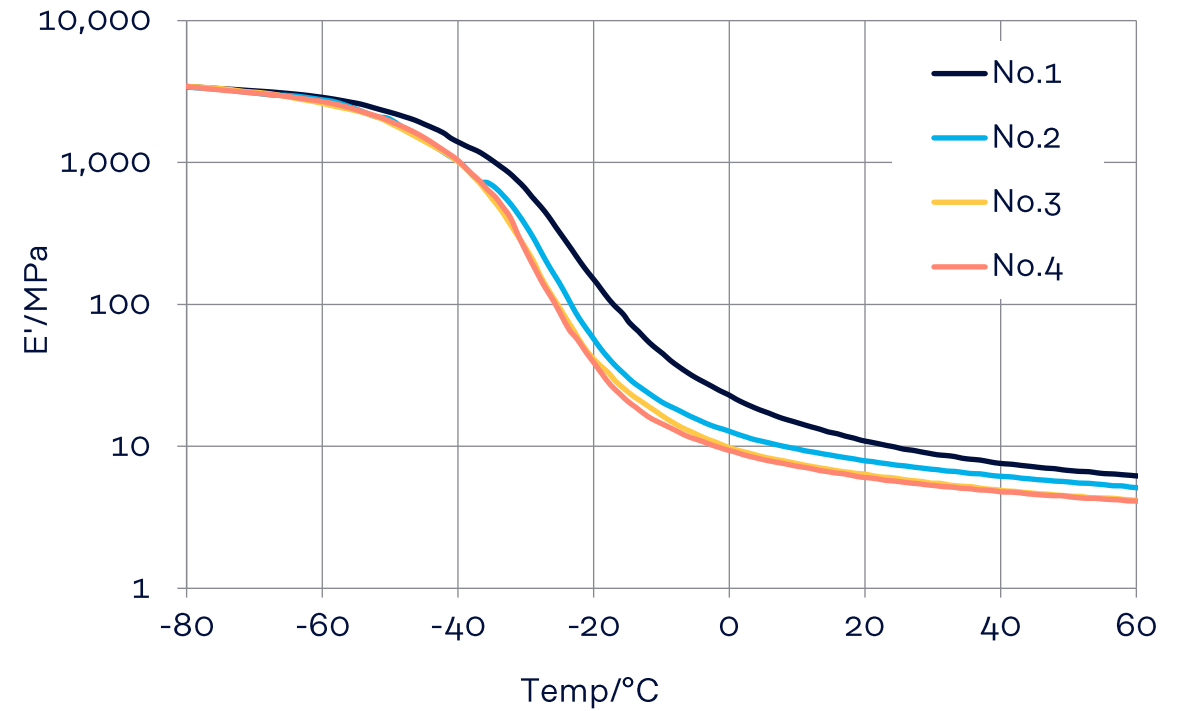
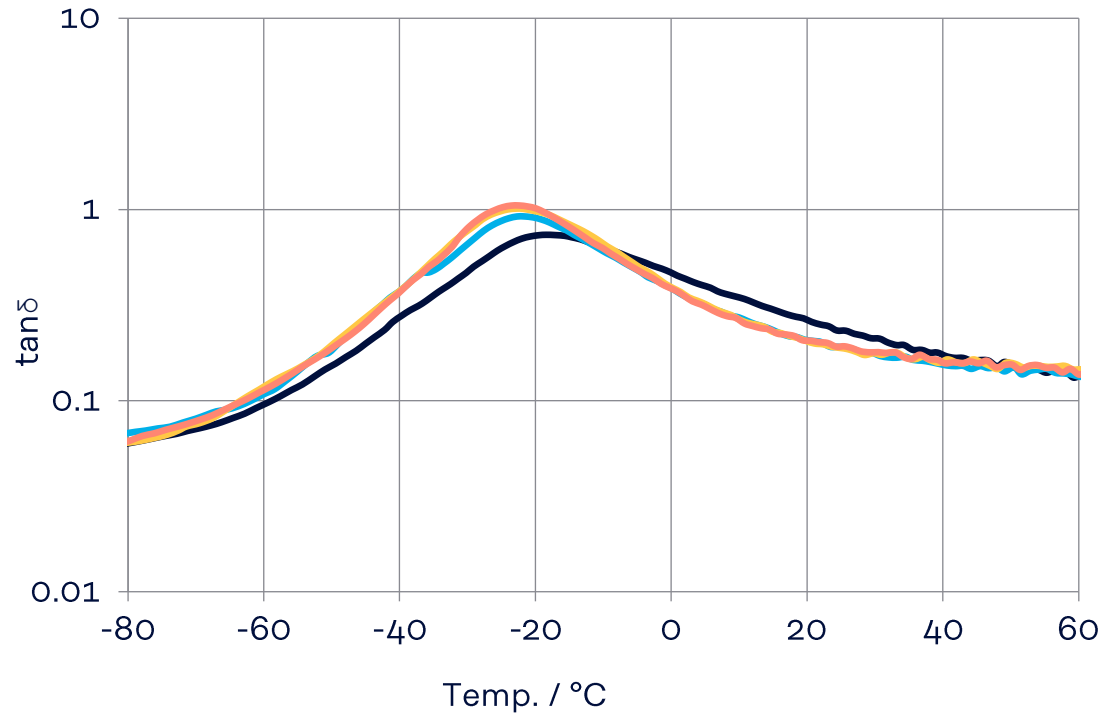
DMA [Dynamic Mechanical Analysis]



- Maintain RR even if controlling crosslink density.

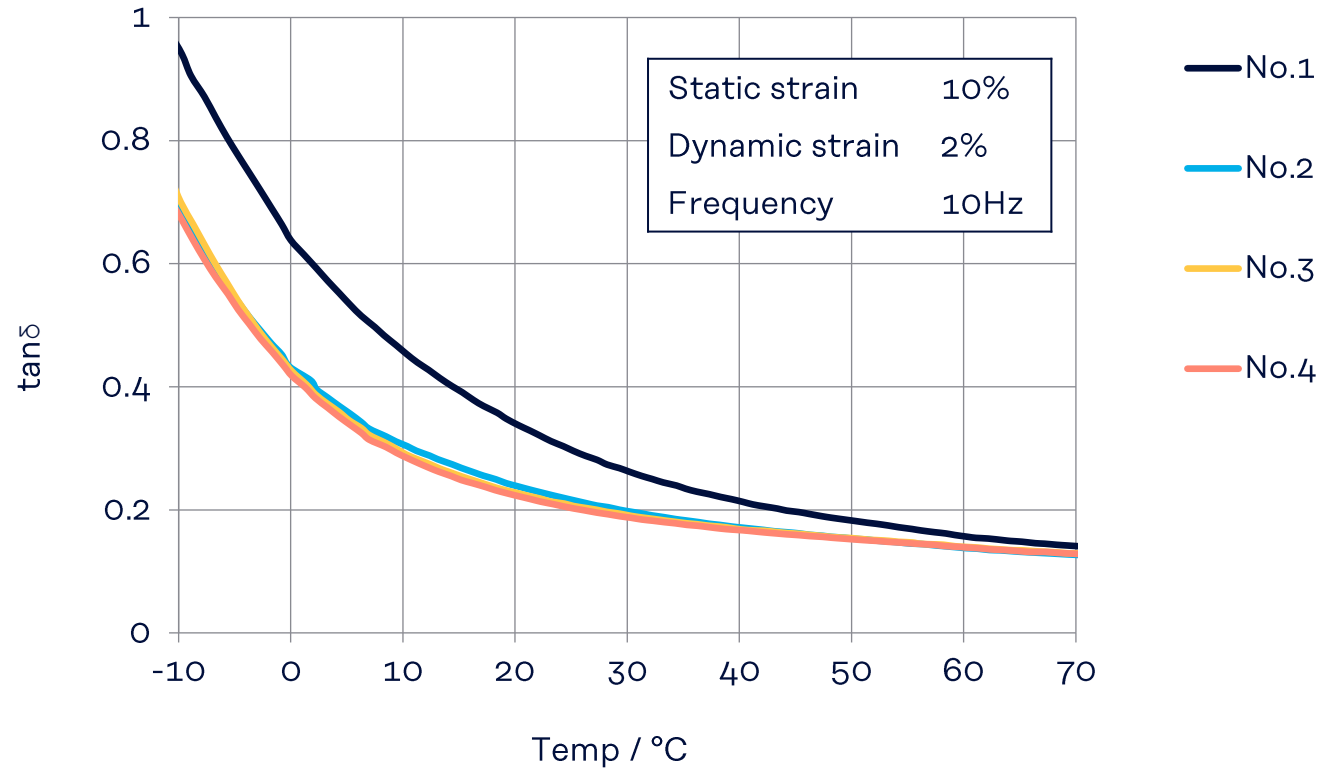
DMA [Dynamic Mechanical Analysis]

Static strain 0.5%
Dynamic strain 0.1%
Frequency 10Hz




- No change was observed in viscoelasticity.

DMA [Dynamic Mechanical Analysis]



- No change was observed in viscoelasticity.
- Since $\tan \delta$ at 0°C is low, there is a concern about decrease in wet grip.

Background



$$\text{Grip} = \text{Adhesion} + \text{Hysteresis}$$

In general, $\tan\delta$ at 0°C is used as wet grip index.
However actual wet grip is improved by multiple factors.
Effect of Liquid Rubbers to Adhesion factor was evaluated.

Measurement of Friction Performance



RTM friction tester



Size:
Diameter 80mm
Width 16mm



Road surface :
Ice, Safety walk, Asphalt

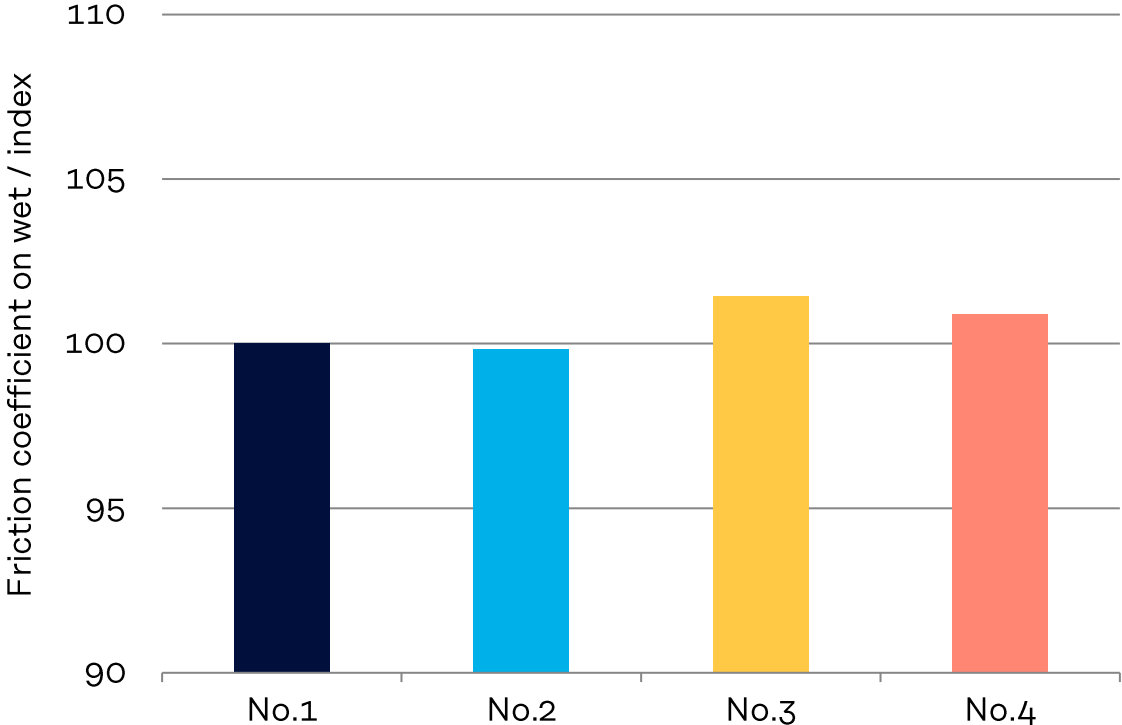
Mode :
Ice, Wet, Dry grip, RR

RTM measures grip performance comprised of Adhesion & Hysteresis.

Friction Coefficient on Wet Surface

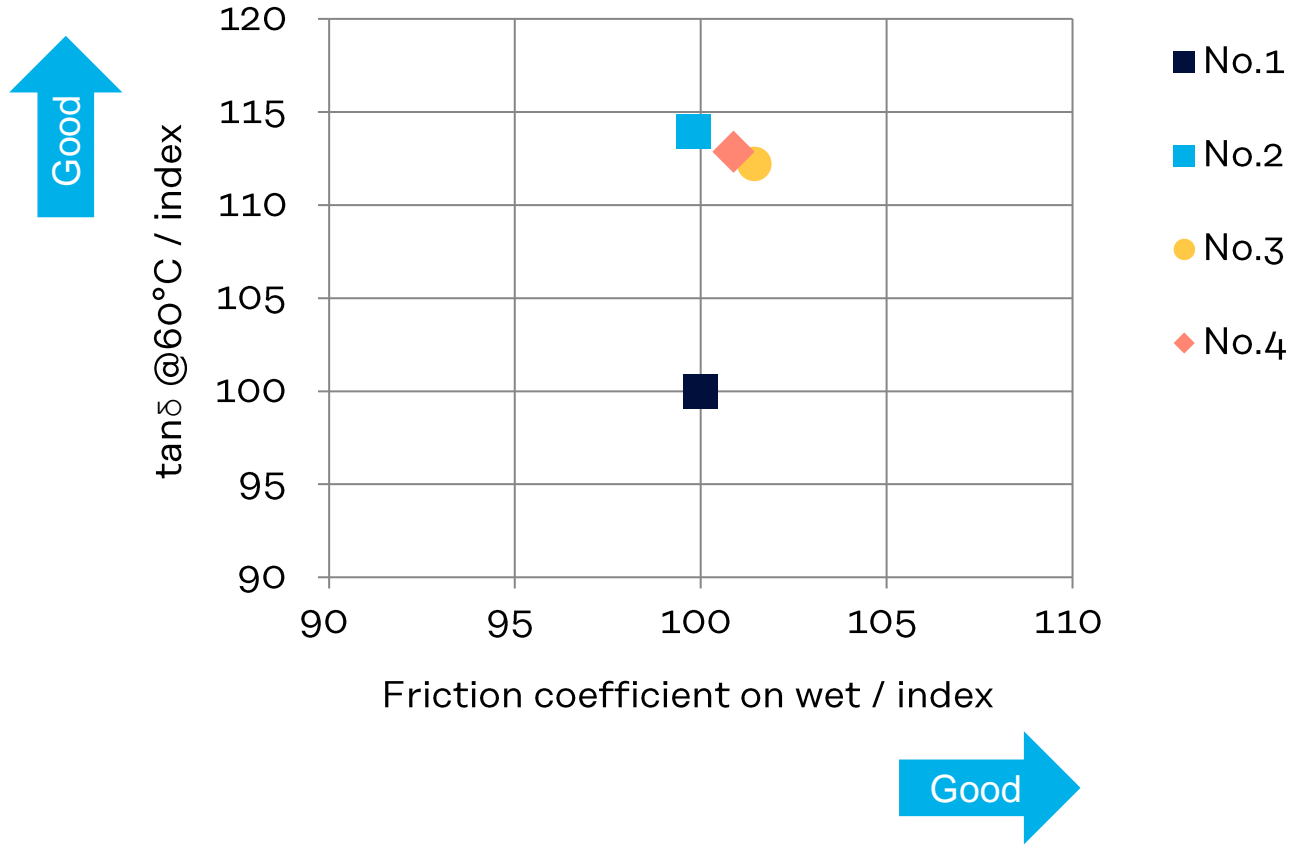
Measured friction performance by RTM friction tester

Temp 20°C
Water temp 20°C
Initial circumferential speed 30km/h
Load 50N
Slip rate 0 to 40%
Friction coefficient : Peak top value was read



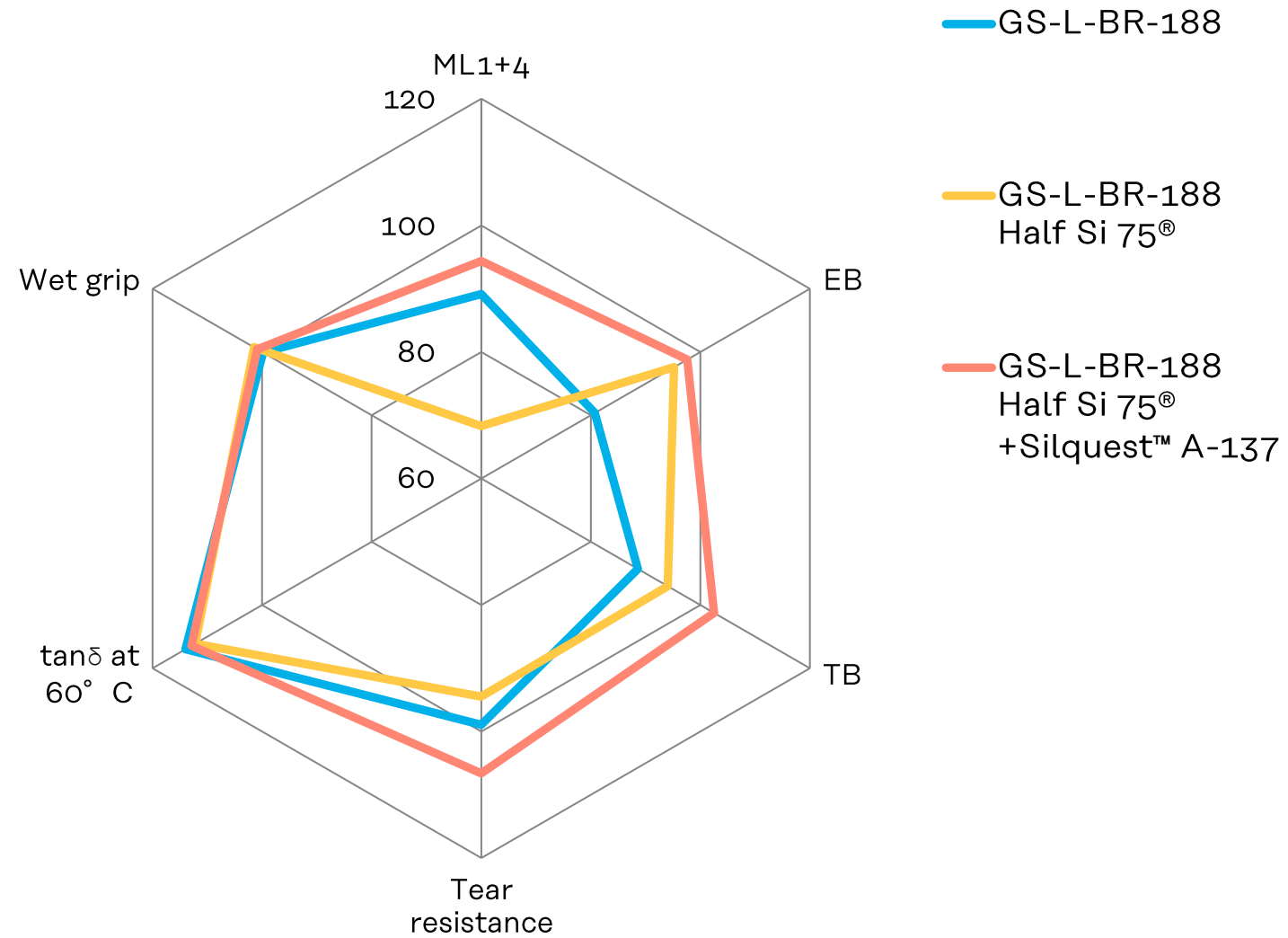
- GS-L-BR-188 shows similar wet grip to control despite its low $\tan\delta$.

Friction on Wet vs $\tan\delta$ @60°C



- GS-L-BR-188 shows good rolling resistance/wet grip balance.

Test results



Summary

GS-L-BR

- Improve dispersibility of silica
- Crosslinkable with base rubber
- Improve silica-polymer interaction

GS-L-BR-188

- Enhanced interaction between silica-polymer is good for rolling resistance
- Good Wet/RR balance from RTM evaluation
- Adjusting SCA improve mechanical properties by improving silica dispersion and interaction between silica and rubber

Kuraray Co., Ltd.
Elastomer Division
Tokiwabashi Tower
2-6-4, Otemachi
Chiyoda-ku, Tokyo 100-0004, Japan

✉ elastomer@kuraray.com

→ www.kuraray.com

→ www.elastomer.kuraray.com

© Kuraray Co., Ltd. 2022

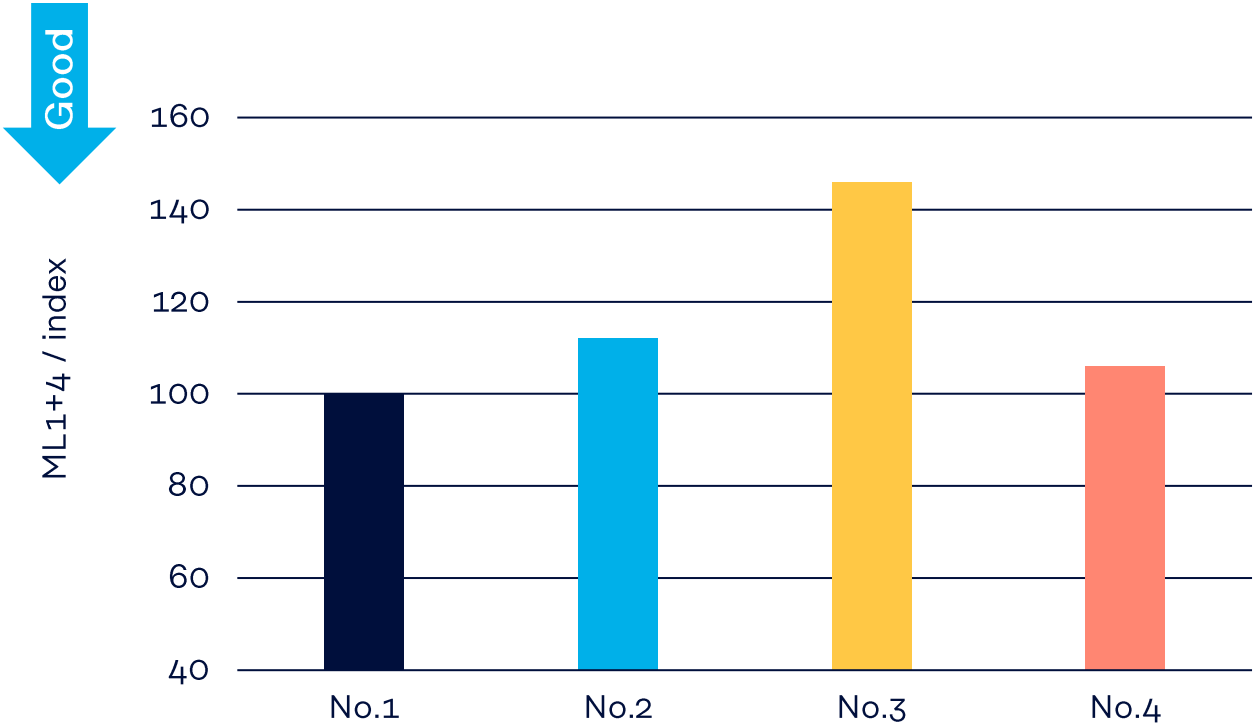
Precautions should be taken in handling and storage. Please refer to the appropriate Safety Data Sheet for further safety information. In using KURARAY LIQUID RUBBER, please confirm related laws and regulations, and examine its safety and suitability for the application.

For medical, health care and food contact applications, please contact your Kuraray representative for specific recommendations. Even so, users must conduct their own assessment, revisions, registrations as well rely in their own technical and legal judgment to establish the safety and efficacy of their compound and/or end product with KURARAY LIQUID RUBBER for any application. KURARAY LIQUID RUBBER should not be used in any devices or materials intended for implantation in the human body. Nothing contained herein constitutes a license to practice under any patent and it should not be construed as an inducement to infringe any patent and the user is advised to take appropriate steps to be sure that any proposed use of the product will not result in patent infringement.

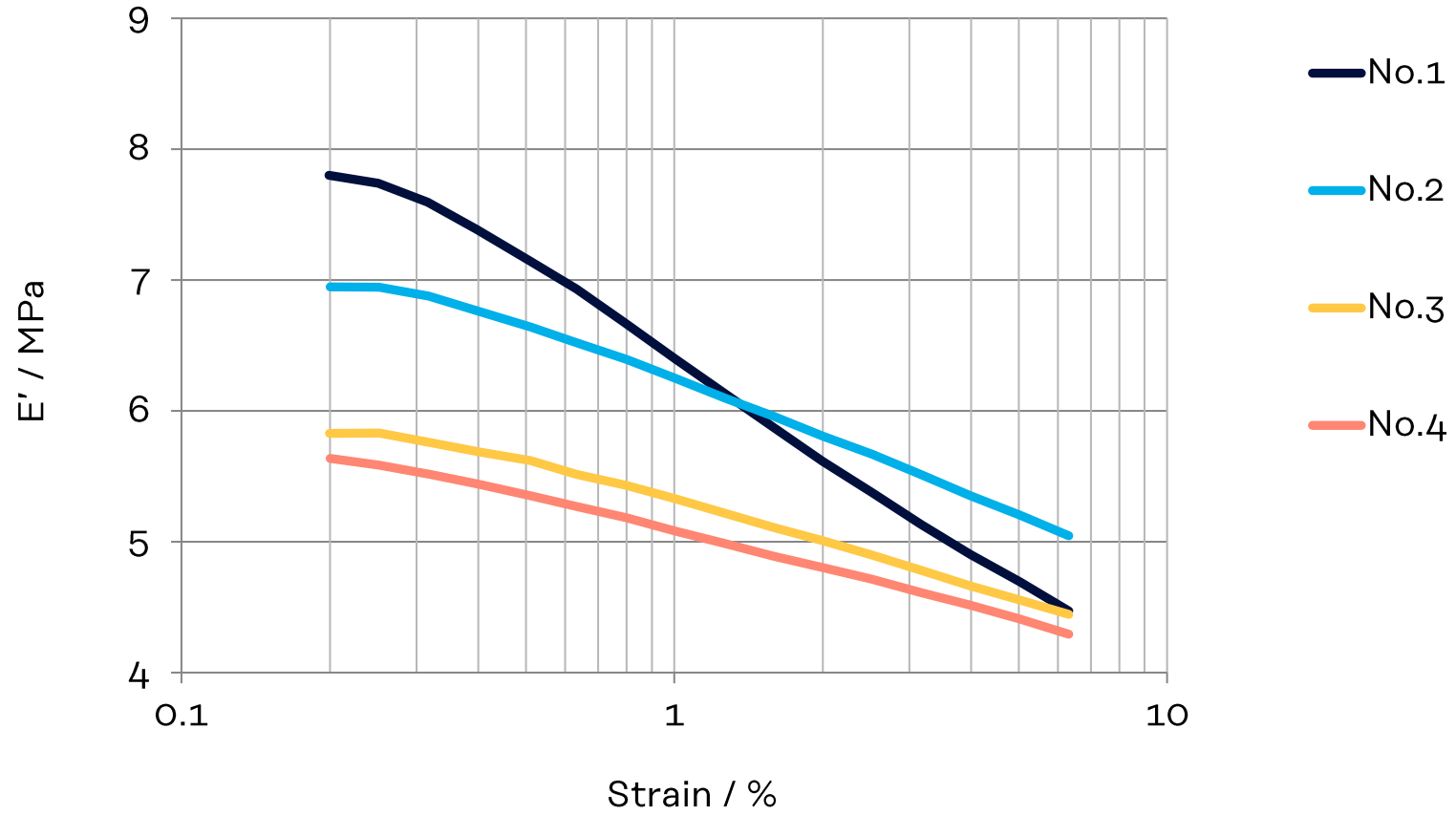
kuraray

APPENDIX

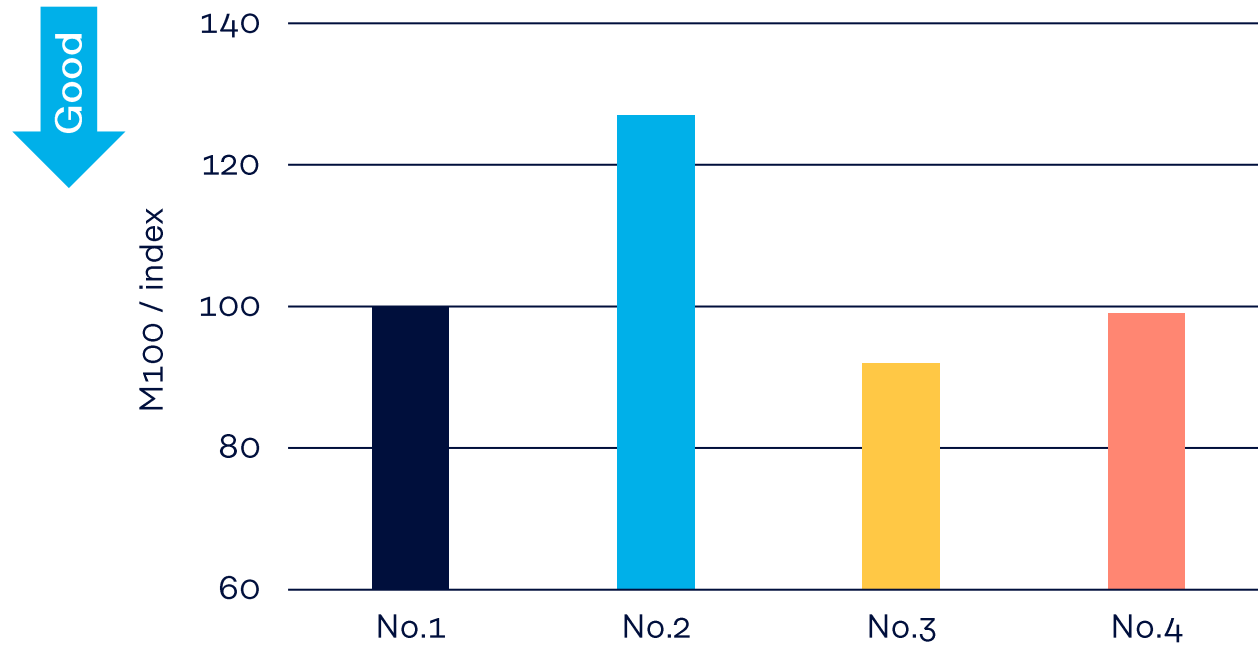
Mooney Viscosity



Payne effect

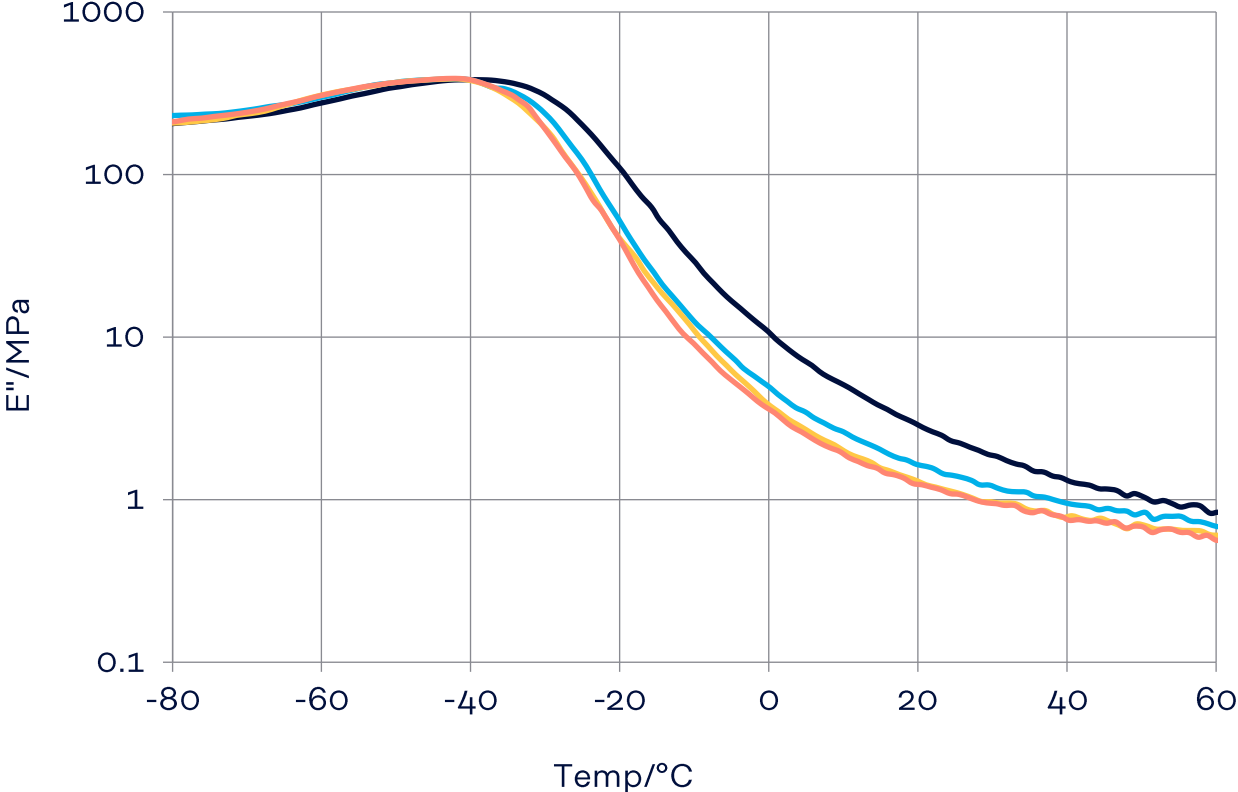


Analysis of Modulus100 [M100] for silica-silica interaction

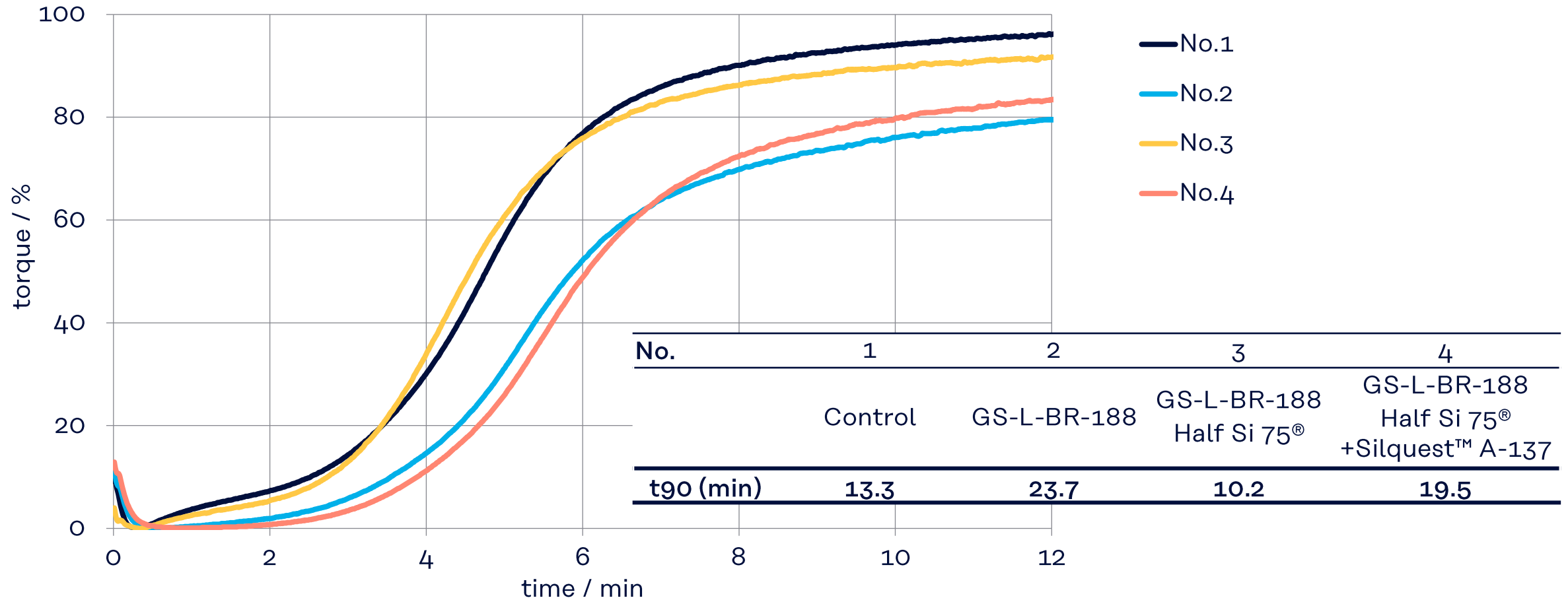


DMA [Dynamic Mechanical Analysis]

Static strain 0.5%
Dynamic strain 0.1%
Frequency 10hz



Vulcanization speed



Silane modified LBR (GS-L-BR)

Grade Name [Development Code]	Structure	Functional Group	Mw	Tg (°C)	Number of functional group / chain	Viscosity at 38°C (Pa • s)
GS-L-BR-114 [SB-005]	Polybutadiene /Graft silane	Triethoxysilane	6,000	-50	2	6
GS-L-BR-188 [SB-006]	Polybutadiene /Graft silane	Triethoxysilane	38,000	-88	4	124




Image of GS-L-BR

- High reactivity with silica
- Improve dispersibility of silica
- Crosslinkable with base rubber

Formulation & Mixing Conditions

No.	Control		Formulation		
	1	2	3	4*	5*
f-SSBR	80	80	80	80	80
BR	20	20	20	20	20
Silica	100	100	100	100	100
Si 75 [®]	8	8	4	4	4
Silquest™ A-137	—	—	—	4.6	4.6
TDAE	40	28	28	28	28
GS-L-BR-188	—	12	12	12	12
GS-L-BR-114	—	—	—	—	6
Chemicals	ZnO 3.0, Stearic acid 2.5 6PPD 2.5, Wax 2.0				
Sulfur	S (oil extended) 1.9, DPG 0.5				
Accelerator	CBS 0.35, TBTD 1.5				

*Si(OEt)₃ amount of silane coupling agent
in No. 4 and No. 5 is same as No. 1 and No. 2.

Mixing Conditions		
NP1	sec	Banbury-type mixer*
	0	Solid rubber (60°C)
	20	Silica, SCA, TDAE, LR, Chemicals
	180	Sweep
	360	Dump out (150-160°C)
NP2		Banbury-type mixer*
	0	1 st mixed compound(90°C)
	240	Dump out (150-160°C)
FM		Banbury-type mixer*
	0	Compound, Sulfur, Accelerators (50°C)
	75	Dump out (90-100°C)

*MIXTRON[®] BB Mixer (by Kobe Steel, Ltd.)

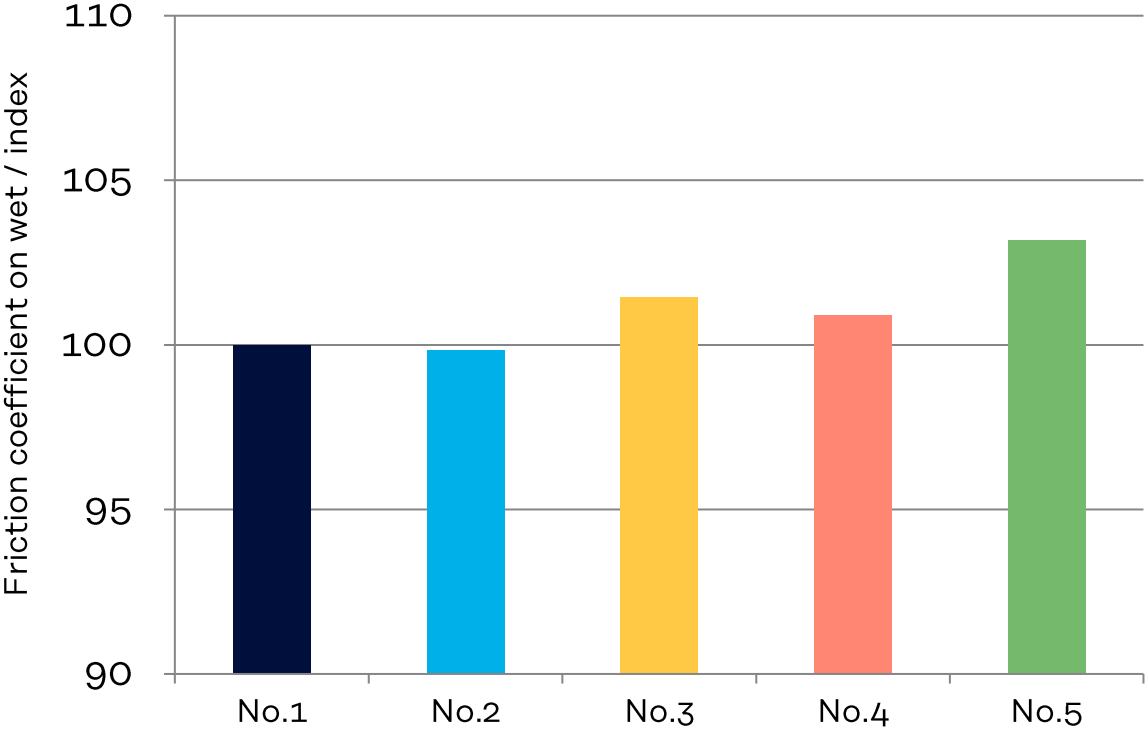

Summary of properties

No.			1	2	3	4	5
			Control	GS-L-BR-188	GS-L-BR-188 Half Si 75 [®]	GS-L-BR-188 Half Si 75 [®] +Silquest [™] A-137	GS-L-BR-188/114 Half Si 75 [®] +Silquest [™] A-137
Mooney Viscosity (ML1+4, @130°C)			40.3	45.2	59.0	42.7	38.5
Mechanical properties							
Hs	Type A		60	61	55	57	59
EB	(%)		415	335	395	405	390
TB	(MPa)		20.2	17.9	19	20.7	18.2
M100	(MPa)		2.26	2.87	2.09	2.24	2.35
M300	(MPa)		12.6	15.7	11.7	12.6	12.5
Tear strength	(kN/m)		47.0	46.5	44.4	50.1	50.2
DMA (Dynamic Mechanical Analysis)							
E'	0°C	(MPa)	9.43	8.16	7.3	6.88	7.98
	25°C	(MPa)	5.12	5.42	4.83	4.61	5.18
	60°C	(MPa)	3.73	4.18	3.75	3.63	3.97
tanδ	0°C	(-)	0.638	0.431	0.427	0.420	0.443
	25°C	(-)	0.298	0.216	0.207	0.203	0.220
	60°C	(-)	0.157	0.138	0.14	0.139	0.145
Payne effect (0.5%E'-5.0%E')	index		100	59	43	38	52
Friction coefficient on Wet @20°C	index		100	100	101	101	103
Swell	index		100	96	111	105	105

Friction Coefficient on Wet Surface

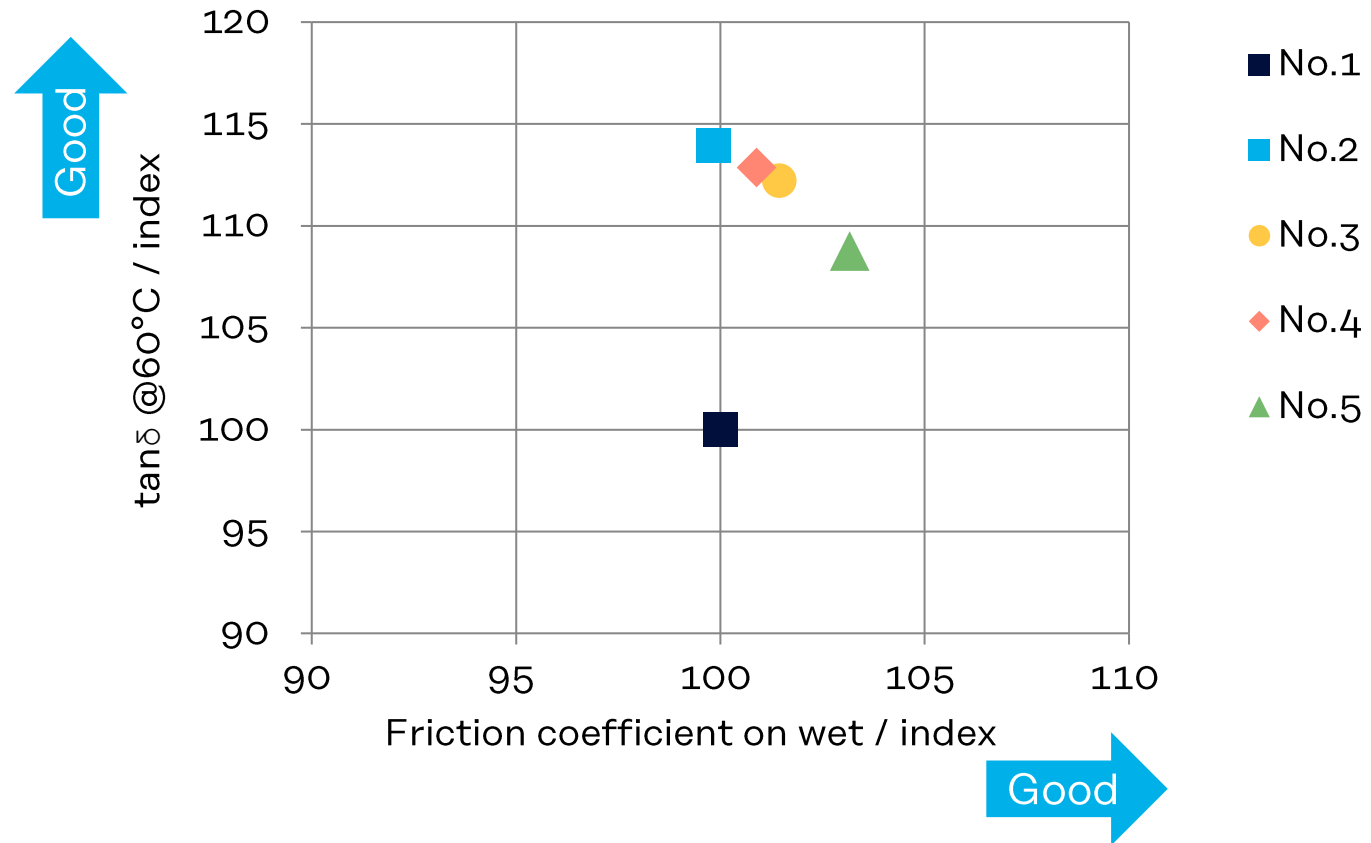
Measured friction performance by RTM friction tester

Temp 20°C
Water temp 20°C
Initial circumferential speed 30km/h
Load 50N
Slip rate 0 to 40%
Friction coefficient : Peak top value was read



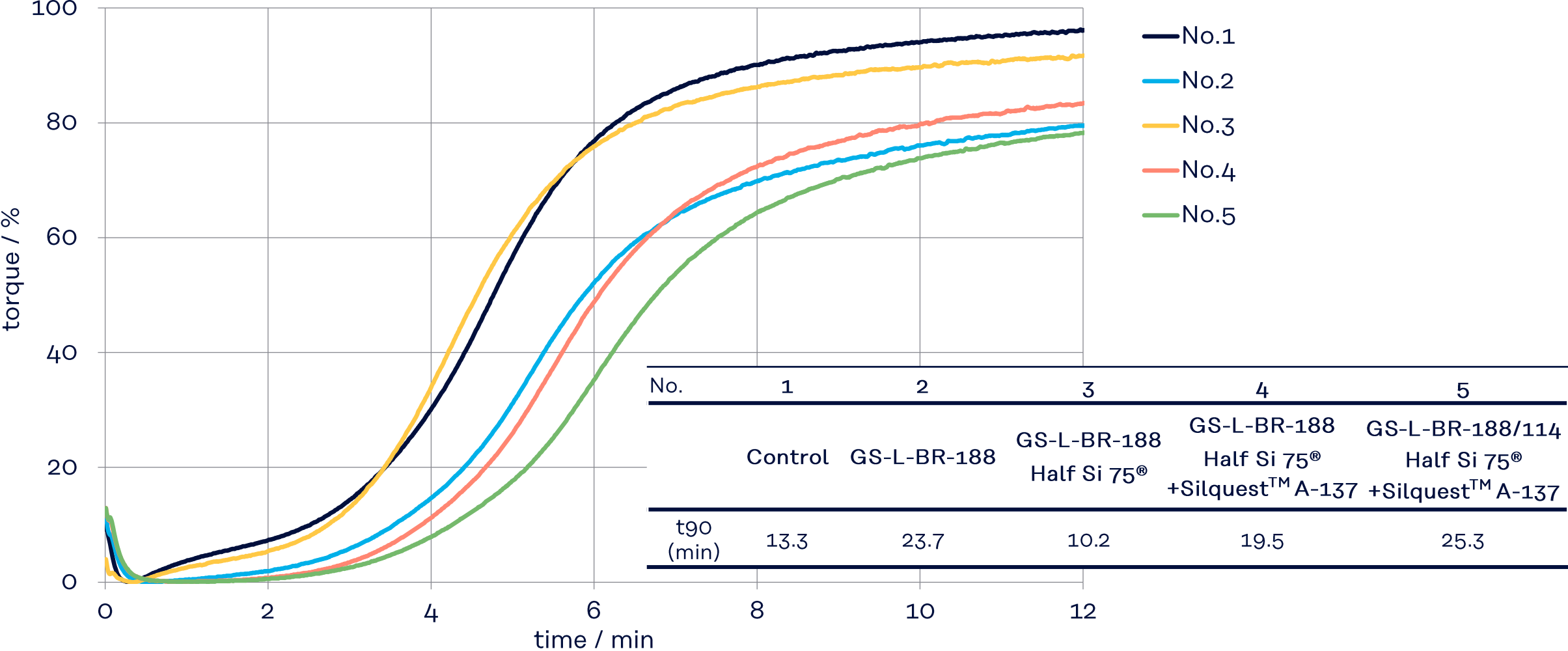
- GS-L-BR-188 shows similar wet grip to control despite its low $\tan\delta$.

Friction on Wet vs $\tan\delta$ @60°C



- GS-L-BR-188 shows good RR/Wet balance.

Vulcanization speed



Raw material

Material	Product Name	Manufacturer	Note
Styrene-butadiene rubber	JSR HPR355	JSR Corporation	Styrene content: 27% Mooney Vis. @100°C: 44 Tg: -24°C
Butadiene Rubber	JSR BR01	JSR Corporation	Cis content: 95% Mooney Vis. @100°C: 45
Silica	ULTRASIL® 7000GR	Evonik Industries AG	Specific surface area (N2) 175 m ² /g
Silane Coupling Agent	Si 75®	Evonik Industries AG	
Silane Coupling Agent	Silquest™ A-137	Momentive Performance Materials Inc	
TDAE	VIVATEC 500	H&R GmbH Co. KGaA	